

**kinetec**<sup>®</sup>

professional  
rehabilitation

**PRODUCT RANGE**

quality  
innovation  
service



## PRODUCTS FOR PROFESSIONAL REHABILITATION



Kinetec are experts in their chosen product fields, being the market leaders through living the values of quality, service and innovation.

As part of the Medfac group, with country offices in France, USA and UK, Kinetec offers a growing range of professional rehabilitation products.

Kinetec is synonymous with continuous passive motion (CPM) with the most comprehensive product range available in the market.

However, Kinetec has also launched products for active motion therapy, hot and cold therapy and hand therapy.

This catalogue provides an overview of our product ranges, but for further details and more comprehensive information, please visit us online.

[www.kinetecinternational.com](http://www.kinetecinternational.com)

# kinetec®

---

## Continuous passive motion (CPM)

CPM Treatment	2-3
Comparison chart for knee CPMs	4-5
KINETEC Spectra Kompanion™	6-7
KINETEC Spectra™	8-9
KINETEC Spectra Essential™	10-11
KINETEC Spectra XL™	12-13
KINETEC Prima Advance™	14-15
KINETEC Performa™	16-17
KINETEC® knee CPM pads & accessories	18-19
KINETEC Centura™	20-21
KINETEC Centura Lite™	22-23
KINETEC Centura B&W™	24
KINETEC® shoulder CPM accessories	25
KINETEC 6080™	26
KINETEC Maestra™	27
KINETEC Breva™	28
KINETEC® Warranty extension	40
KINETEC® Rental	41
KINETEC® Services	41

## Active motion therapy

KINETEC Pedala™	29
KINETEC Kinevia Duo™	30
KINETEC Kinevia™ & accessories	31

## Electrotherapy

KINETEC® Tens	32
KINETEC® Electrodes	32
KINETEC® Sports	33
KINETEC® Continenace	33

## Traction frames

KINETEC® Traction frames & kits	34-35
---------------------------------	-------

dr. aktive®  
LIVE LIFE

---

36-37

manosPLINT®

---

38-39

## CPM Treatment

“The sooner the joint is moved, the better.”  
- R. Salter\*

### Continuous Passive Motion (CPM) Therapy

Experimental investigations in the 1970s provided the scientific basis for CPM treatment using motor-driven exercise equipment. Positive clinical experience, with this exciting therapeutic modality being well received by surgeons, therapists and patients, accelerated its widespread acceptance.

Fifty years later, advances in technology and the extension of this form of post-surgical rehabilitation therapy to new indications and protocols demonstrate that CPM still plays an integral and significant role in orthopaedic recovery. For the patient, it is a valuable and well-tolerated method of rapidly restoring lost joint function, mobility and confidence.

It is important to review the key clinical outcomes from Professor Robert Salter's pioneering animal work. He used rabbits with the following pathologies:

- Full thickness cartilage defects
- Acute septic arthritis
- Intra-articular fractures
- Partial thickness tendon lacerations

Rabbits with full thickness cartilage defects were divided into three treatment groups with therapy instituted immediately postoperatively as follows:

- Immobilisation with a cast
- Intermittent active motion (cage activity)
- Continuous passive motion

### Conclusions

- The immobilised group showed healing characterised by the formation of fibrous tissue and many joint adhesions.
- The cage activity group showed imperfect healing characterised by a combination of fibrous tissue and poorly differentiated cartilage.
- The CPM group showed healing through formation of new hyaline-like cartilage occurring in one half of the defects within four weeks. CPM did not harm intact, normal living articular cartilage in rabbits.

### The benefits of CPM for healing cartilage:

- Enhanced nutrition and metabolic activity
- Accelerated healing of articular tissues
- Regeneration of cartilage

### The benefits of CPM for healing tendons:

- Restoration of the tendon's gliding surface
- Greater mean breaking strength of the tendon
- Enhanced intrinsic healing through synovial diffusion
- Prevention of adhesion formation

### Because CPM therapy...

- Increases joint mobility and range of motion
- Helps decrease complications such as joint stiffness and adhesions
- Reduces the length of post-operative hospitalisation, and
- Builds patient confidence, well-being and independence

**...CPM therapy is cost effective.**



\*Salter, RB; Simmonds, DF; Malcom, BW; Rumble, EJ; MacMichael, D; Clements, ND. The biological effect of continuous passive motion on the healing of full-thickness defects in articular cartilages. An experimental investigation in the rabbit. J Bone Joint Surg. 1980; 62A: 1231-12151.



### Indications for Knee & Hip

- Knee replacement surgery
- Fractures (ie patellar, tibia plateau, femoral)
- Arthrolysis
- Hip surgery, including hip replacement, hip pinning, osteotomy
- Ligament repairs
- Arthroscopic surgery (ie menisectomies, patellectomies)
- Burns, joint sepsis



### Indications for Shoulder

- Total shoulder replacement
- Repeated dislocation of the humerus
- Rotator cuff injury
- Upper humerus fractures
- Scapula fractures
- Acromioplasty
- Capsulotomy
- Arthrolysis
- Synovectomy for Rheumatoid Arthritis
- All types of shoulder stiffness



### Indications for Elbow

- Intra-articular fractures of the elbow with Open Reduction and Internal Fixation (ORIF)
- Metaphyseal fractures in elbow area with ORIF
- Arthrolysis for post-traumatic stiffness with limitation of elbow joint motion
- Release for extra-articular adhesions
- Prosthetic elbow joint replacement
- Synovectomy of the elbow
- Arthrotomy and drainage of acute septic elbow joint



### Indications for Hand & Wrist

- Flexor and extensor tendon tenolysis
- Aponeurectomies for Dupuytren's disease
- Open reduction and internal fixation of intra-articular diaphyseal, metaphyseal and epiphyseal fractures of the phalanges
- MCP arthrolysis
- Prosthetic replacement of the MCP, PIP and DIP joints
- Rheumatoid/neurological or post-burn for stiffness
- Capsulotomies, arthrolysis and tenolysis for post-traumatic stiffness of MCP, PIP and DIP joints
- Synovectomies



### Indications for Ankle

- Passive mobilisation of the following fractures after internal fixation
- Mobilisation of the joints of the foot after operative or conservative treatment of lesions of the:
  - Achilles tendon
  - Lateral collateral ligament
  - Medial collateral ligament
- Surgical lengthening of the Achilles tendon for post-traumatic stiffness

## Knee Continuous Passive Motion Machine

Kinetec SAS offers a complete range of devices for the lower limb.

The below chart will enable you to select the optimal device in line with your needs.

	Kinetec Prima Advance™	Kinetec Spectra Essential™	Kinetec Spectra™	Kinetec Spectra XL™	Kinetec Spectra Kompanion™	Kinetec Performa™
<b>Range of motion</b>						
Flexion	115°	120°	120°	120°	120°	130°
Extension	-5°	-10°	-10°	-10°	-10°	-3°
Average hip flexion	75°	75°	75°	75°	75°	80°
Hip extension	10°	10°	10°	10°	10°	10°
<b>Foot positioning</b>						
Plantar flexion	40°	40°	40°	40°	40°	40°
Dorsal flexion	30°	30°	30°	30°	30°	30°
Abduction/adduction	-	30°	30°	30°	30°	30°
<b>Sizes of the patient</b>						
Maximum weight (kg)	135	135	135	227	135	135
Patient sizing (cm)	145/195	145/195	145/195	145/195	145/195	112/206
Full leg (cm)	71/99	71/99	71/99	71/99	71/99	58/110
Tibia (cm)	38/53	38/53	38/53	38/53	38/53	32/60
Femur (cm)	33/46	33/46	33/46	33/46	33/46	26/50
<b>Electronics specifications</b>						
Digital adjustment	-	Remote control	Remote control	Remote control	Tablet	Remote control
Analog adjustment	Yes	-	-	-	-	-
Tactile adjustment marks	Yes	-	-	-	-	-
Multi language display	-	Yes	Yes	Yes	Yes	Yes
Speed (in °/minute)	40/145	45/155	45/155	60/170	45/155	50/220
Warm Up mode	-	-	Yes	Yes	Yes	Yes
Pain level adjustment (manual)	-	-	Yes	Yes	-	Yes
By Pass mode	-	-	Yes	Yes	-	Yes
Program	-	-	Yes	Yes	Yes	Yes
Timer	-	-	Yes	Yes	Yes	Yes
Total time counter	-	-	Yes	Yes	Yes	Yes
Active movement	-	-	-	-	Yes	Yes
Pause	-	Yes	Yes	Yes	Yes	Yes
Spring mode	-	-	-	-	Yes	-
Extremity focus mode	-	-	-	-	Yes	-
Evaluation mode	-	-	-	-	Yes	-
Dynamic stretch mode	-	-	-	-	Yes	-
Patient set up mode	-	-	-	-	Yes	-
<b>Therapeutic monitoring</b>						
Patient report	-	-	Optional	Optional	Yes	Optional
Programming (with computer)	-	-	Optional	Optional	-	Optional
Programming (with Kinetec Kompanion™ Pro)	-	-	Optional	Optional	Optional	Optional
Data analysis	-	-	Optional	Optional	Yes	Optional
Video conference (with Kinetec Kompanion™ Pro)	-	-	-	Yes	Optional	-
Daily monitoring	-	-	Optional	Optional	Yes	Optional

	Kinetec Prima Advance™	Kinetec Spectra Essential™	Kinetec Spectra™	Kinetec Spectra XL™	Kinetec Spectra Kompanion™	Kinetec Performa™
<b>Mechanics specifications</b>						
Movement	Semi anatomical	Semi anatomical	Semi anatomical	Semi anatomical	Semi anatomical	Perfectly anatomical
Free perineal area	-	-	-	-	-	Yes
Transport handle	-	Yes	Yes	Yes	Yes	Yes
Remote control storage	-	Yes	Yes	Yes	Yes	-
Weight (kg)	11	12	12	13	12,5	15
Length/width	95/33	95/33	95/33	95/37	95/33	109/33
Carriage width (cm)	25	25	25	32	25	25
Delivered with pads	Yes	Yes	Yes	Yes	Yes	Yes
Delivered with comforts support	Yes	Yes	Yes	Yes	Yes	Yes
<b>Security</b>						
Start/Stop/Reverse	Yes	Yes	Yes	Yes	Yes	Yes
Pain level adjustment	Preset	Preset	Preset	Preset	Preset	Preset
Patient lock adjustment	-	Yes	Yes	Yes	Yes	Yes
Warranty (year)	2	2	2	2	2	2
Voltage (Volts)	100/240	100/240	100/240	100/240	100/240	100/240
Power	14-22VA	12-19VA	12-19VA	17-30VA	47-62VA	15-26VA
Classification: Typ BF/Class II	Yes	Yes	Yes	Yes	Yes	Yes
CE according to Medical Directive	Yes	Yes	Yes	Yes	Yes	Yes
Class	Ila	Ila	Ila	Ila	Ila	Ila



## KINETEC SPECTRA KOMPANION™

Using a secure, efficient & progressive technology to improve patient monitoring, compliance and outcomes.

- Personalized & intuitive therapy
- Active evaluation of the patient during his session
- Smart touch interface
- Monitoring & patient management
- ROM from -10° to 120°



KOMPANION



### The advantages of the KINETEC KOMPANION™

- Monitor patient therapy and evolution daily.
- Real time monitoring on multi patients with the Kinetec Kompanion™ 10.1" professional tablet.
- Video conference consultation with the patient (video/voice/chat).
- Full patient report access & easy transmission via email directly from the tablet.
- Intuitive dashboard to adjust basic parameters.
- Motivating and guiding pop-up messages during sessions.
- Protocol customization to adapt to the individual requirements of the patient.
- Daily objectives & achievements on explicit graphics.
- Educational videos & exercises to improve compliance & outcomes.
- Data confidentiality.

### Range of motion

From -10° to 120° of flexion.

The KINETEC SPECTRA KOMPANION™ range of motion allows treatment of most knee & hip pathologies. Anatomically correct alignment increases patient compliance and decreases joint stress.



Kinetec Spectra Kompanion™ • Deluxe hygienic



Kinetec Spectra Kompanion™ • Comfort supports



Remote control  
KINETEC KOMPANION™



Results by graph









Live video consultation



### EXERCISE MODES

The Kompanion™ features a number of additional therapy modes to vary and adapt the exercises to the exact needs and progression of the patient.

-  **patient set up mode:** One click and the unit will position itself at a non-pain level of 20° flexion (can be adjusted in settings).
-  **warm up mode:** Initiate the session at 70% of ROM and increase by 5% until reaching the full ROM set up.
-  **spring mode:** Repeat 3 times the last 10° of extension and flexion (can be adjusted in settings).
-  **extremity focus mode:** The speed will be minimal during the first 10° and the last 10° of the movement. The speed will be faster during the rest of the range of motion (can be adjusted in settings).
-  **evaluation mode:** Three levels of active resistance exercise to test and evaluate patient progress within the rehab process. (The patient performs 5 or 10 repeated exercises during which he is asked to resist against the device whilst going into flexion.)
-  **dynamic stretch mode:** Mode used with patients having difficulties reaching full extension. The device will gradually extend the knee with pauses between each stretch.

### Technical specifications

- The anatomically correct system increases the comfort of the patient and decreases the points of pressure.
- Touch screen operated under Android O.S.
- 2 applications: patient version / professional version (optional).
- Multi-lingual software for full patient compliance & understanding.
- Bluetooth 4.0 for consistent, reactive and safe communication with the device.
- Wi-Fi connection for remote access.
- Possibility to lock the adjustment of the parameters.
- Start/Stop/Reverse function.
- Internally contained medical grade transformer eliminates handling extra components.
- 2 year warranty.
- Type BF class II electrical device.
- Long-life DC motor and screw-drive mechanism for years of reliable performance.
- Speed: 45° to 155° per minute.
- Weight: 12,5 kg.
- Size of the device: Length 95cm, width 33cm, height 33cm.
- Patient sizing:
 

Full patient:	145 to 195 cm
Full leg size:	71 to 99 cm
Tibia:	38 to 53 cm
Femur:	33 to 46 cm
User weight:	135 kg

### Ordering information

Kinetec Spectra Kompanion™ • Deluxe hygienic pads 4621K06002  
 Kinetec Spectra Kompanion™ • Comfort supports 4621K06042

### Accessories

Professional tablet+app	4670027290
Upgrade kit without footplate	4670026979
Upgrade kit with footplate	4670027282
1-Year warranty Extension	46EXTGAR1G
3-Year warranty extension	46EXTGAR3G
Trolley for all Knee CPMs	4655001053
Cart for bed use - standard version	4665003297
Transport box	4640001927
Transport bag	4640001844
Paediatric foot plate	4670023777



Upgrade kit available for Kinetec Spectra™ (knee)



Trolley for all Knee CPMs



Cart for bed use



Paediatric foot plate



Transport box



Transport bag

## KINETEC SPECTRA™

An unbeatable combination of great design and latest USB technology.

- Intuitive remote control
- Unique features
- KINETEC DATA CAPTURE™ USB technology ready
- ROM from -10° to 120°



Remote control



KINETEC DATA CAPTURE™

### Remarkable design

Its arrow shape design and structure is remarkably lightweight and compact, facilitating set ups in hospital beds or at patients' homes as well as making storage easier. The padded side handles make the unit comfortable to carry.

### Range of motion

From -10° to 120° of flexion.

The KINETEC SPECTRA™ range of motion allows treatment of most knee & hip pathologies. Anatomically correct alignment increases patient compliance and decreases joint stress.

### Patient feedback & unique features

The digital remote control provides a precise yet clear feedback to the patient as well as helping the therapy with unique functions such as warm-up or by-pass.

### KINETEC DATA CAPTURE™ USB technology ready

The KINETEC SPECTRA™ remote control is also equipped with the latest USB technology enabling the use of the KINETEC DATA CAPTURE™ software and patient USBs to track patient progress as well as pre-program the entire patient rehabilitation protocol.

## Technical specifications

- The anatomically correct system increases the comfort of the patient and decreases the points of pressure.
- Patient lock-out prevents accidental program changes and potential injury.
- Advanced movement with precise adjustment:
  - **Warm Up** The patient reaches gradually the pre-set full ROM.
  - **Modulation** Allows manual setting of the ROM end-point based on patient tolerance. This mode is generally used at the beginning of the session.
  - **ROM By Pass** Used during the session, this mode allows a manual setting based on new patient tolerance, thus offering a real progressive work of the Range of motion.
  - **Force** This security feature allows the patient to reverse the movement following muscular contraction.
  - **Timer** Control of the session time.
  - **Programme** Allows set-up of 16 customised programmes.
  - **Pauses** Pauses at movement limits, for improved results.
- Start/Stop and reverse always accessible.
- Internally contained medical grade transformer eliminates handling extra components.
- 2-year full warranty.
- Type BF class II electrical device.
- Long-life DC motor and screw-drive mechanism for years of reliable performance.
- ROM: Knee:  $-10^{\circ}$  to  $120^{\circ}$ , Hip:  $75^{\circ}$  to  $10^{\circ}$ .
- Foot positioning: Plantar flexion:  $40^{\circ}$ , Dorsal flexion :  $30^{\circ}$ , Abduction/adduction:  $30^{\circ}$
- Speed:  $45^{\circ}$  to  $155^{\circ}$  per minute.
- Weight: 12 kg.
- Size of the device: Length 95cm, width 33cm, height 33cm.
- Patient sizing:
 

Full patient:	145 to 195 cm
Full leg size:	71 to 99 cm
Tibia:	38 to 53 cm
Femur:	33 to 46 cm
User weight:	135 kg



## Ordering information

Kinetec Spectra™ • Deluxe hygienic pads 4621006002  
 Kinetec Spectra™ • Comfort supports 4621006042

## Accessories

Data Capture - set of 5 USB keys + software	4670025632
Data Capture - set of 20 USB keys + software	4670025640
1-Year warranty Extension	46EXTGAR1G
3-Year warranty extension	46EXTGAR3G
Trolley for all Knee CPMs	4655001053
Cart for bed use - standard version	4665003297
Transport box	4640001927
Transport bag	4640001844
Paediatric foot plate	4670023777



Trolley for all Knee CPMs




Cart for bed use



Transport box



Transport bag



Paediatric foot plate

## KINETEC SPECTRA ESSENTIAL™

The simple yet precise technology featured device.

- Intuitive remote control
- Main functions featured
- ROM from -10° to 120°



### Intuitive remote control

The remote control design provides an immediate and intuitive control by the user in hospitals or at home helping the patient to focus on the therapy.

### Main functions featured

Range of motion, speed and pauses are all adjustable on the remote control.

### Safety first

The remote control features a keyboard locking system preventing misuse and enhancing patient safety.

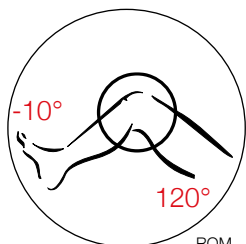
### Range of motion

From -10° to 120° of flexion.

The KINETEC SPECTRA ESSENTIAL™ range of motion allows treatment of most knee & hip pathologies. Anatomically correct alignment increases patient compliance and decreases joint stress.



Remote control



ROM

### Technical specifications

- The anatomically correct system increases the comfort of the patient and decreases the points of pressure.
- Patient lock-out prevents accidental program changes and potential injury.
- Start/Stop and reverse always accessible..
- Precise adjustment of the essential parameters of the movement:  
ROM, speed, pauses at the limit of extension or flexion for improved result.
- Internally contained medical grade transformer eliminates handling extra components.
- 2-year full warranty.
- Type BF class II electrical device.
- Long-life DC motor and screw-drive mechanism for years of reliable performance.
- ROM: Knee:  $-10^{\circ}$  to  $120^{\circ}$ , Hip:  $75^{\circ}$  to  $10^{\circ}$ .
- Foot positioning: Plantar flexion:  $40^{\circ}$ , Dorsal flexion :  $30^{\circ}$ , Abduction/adduction:  $30^{\circ}$
- Speed:  $45^{\circ}$  to  $155^{\circ}$  per minute.
- Weight: 12 kg.
- Size of the device: Length 95cm, width 33cm, height 33cm.
- Patient sizing: Full patient: 145 to 195 cm  
Full leg size: 71 to 99 cm  
Tibia: 38 to 53 cm  
Femur: 33 to 46 cm  
User weight: 135 kg

### Ordering information

- Kinetec Spectra Essential™ • Deluxe hygienic pads 4621006202  
Kinetec Spectra Essential™ • Comfort supports 4621006242

### Accessories

- 1-Year warranty Extension 46EXTGAR1G  
3-Year warranty extension 46EXTGAR3G  
Trolley for all Knee CPMs 4655001053  
Cart for bed use - standard version 4665003297  
Transport box 4640001927  
Transport bag 4640001844  
Paediatric foot plate 4670023777



Trolley for all Knee CPMs




Cart for bed use



Transport box



Transport bag




Paediatric foot plate

## KINETEC SPECTRA XL™

An unbeatable combination of great design and the strength required for bariatric patients.

- 32 cm (12,5 inches) wide carriage
- Patients up to 227kg (500lbs)
- KINETEC DATA CAPTURE™ USB technology ready
- ROM from -10° to 120°



Wide carriage



Remote control



KINETEC DATA CAPTURE™

### 32cm (12,5 inches) wide carriage

The KINETEC SPECTRA XL™ benefits from the same great specifications as the KINETEC SPECTRA™ but features a wider and even stronger carriage to treat bariatric patients.

### 227kg (500lbs) body weight load rating

The leg support has been widened to 32cm (12.5 inches) compared with 25cm (9.8 inches) for other CPM machines and the reinforcement of its motor enables it to mobilise legs of extreme dimensions in a safe manner.

### Patient feedback & unique features

The digital remote control provides a precise yet clear feedback to the patient. This helps the therapy with unique functions such as warm-up or by-pass.

### KINETEC DATA CAPTURE™ USB technology ready

The KINETEC SPECTRA XL™ remote control is equipped with the latest USB technology enabling the use of the KINETEC DATA CAPTURE™ software and patient USBs to track patient progress as well as pre-program the entire patient rehabilitation protocol.



### Technical specifications

- The anatomically correct system increases the comfort of the patient and decreases the points of pressure.
- Patient lock-out prevents accidental program changes and potential injury.
- Start/Stop and reverse always accessible.
- Advanced movement with precise adjustment:
  - **Warm Up** The patient reaches gradually the pre-set full ROM.
  - **Modulation** Allows manual setting of the ROM end-point based on patient tolerance. This mode is generally used at the beginning of the session.
  - **ROM By Pass** Used during the session, this mode allows a manual setting based on new patient tolerance, thus offering a real progressive work of the Range of motion.
  - **Force** This security feature allows the patient to reverse the movement following muscular contraction.
  - **Timer** Control of the session time.
  - **Programme** Allows set-up of 16 customised programmes.
  - **Pauses** Pauses at movement limits, for improved results.
- Internally contained medical grade transformer eliminates handling extra components.
- 2-year full warranty.
- Type BF class II electrical device.
- Long-life DC motor and screw-drive mechanism for years of reliable performance.
- ROM: Knee:  $-10^{\circ}$  to  $120^{\circ}$ , Hip:  $75^{\circ}$  to  $10^{\circ}$ .
- Foot positioning: Plantar flexion:  $40^{\circ}$ , Dorsal flexion :  $30^{\circ}$ , Abduction/adduction:  $30^{\circ}$
- Speed:  $60^{\circ}$  to  $170^{\circ}$  per minute.
- Weight : 13 kg.
- Size of the device: Length 95cm, width 37cm, Height 33cm.
- Patient sizing:
 

Full patient:	145 to 195 cm
Full leg:	71 to 99 cm
Tibia:	38 to 53 cm
Femur:	33 to 46 cm
User weight:	227 kg (500lbs)

### Ordering information

Kinetec Spectra XL™ • Deluxe hygienic pads	4621006802
Kinetec Spectra XL™ • Comfort supports	4621006842

### Accessories

Data Capture - set of 5 USB keys + software	4670025632
Data Capture - set of 20 USB keys + software	4670025640
1-Year warranty Extension	46EXTGAR1G
3-Year warranty extension	46EXTGAR3G
Trolley for all Knee CPMs	4655001053
Cart for bed use - standard version	4665003297
Transport box	4640001927
Transport bag	4640001844



Trolley for all Knee CPMs



Cart for bed use



Transport box



Transport bag



KINETEC DATA CAPTURE™

## KINETEC PRIMA ADVANCE™

The easiest to use and most intuitive knee CPM device on the market.


- Ease of use
- Remarkable dimensions
- Extremely lightweight
- ROM from -5° to 115°



14



One-button remote control



Straightforward adjustment for ROM limits and speed. Comes with a protective cover

### Patient friendly

With simple and straightforward adjustments (angular limits, speed and patient sizing), the KINETEC PRIMA ADVANCE™ is the most intuitive and easy to use device on the market making. **It the first choice for elderly people and patients with a visual impairment.**

### Great range of motion

Its wide range of motion going from -5° of hyperextension to 115° of flexion allows treatment of most knee & hip pathologies.

### Remarkable dimensions & weight

Its 94 cm (37 inch) length will facilitate set ups in hospital beds or at patients' homes as well as easing its storage.

The 11 kg (24 pound) KINETEC PRIMA ADVANCE™ is ideal for frequent handling in hospitals as well as the home environment.



### Technical specifications

- The anatomically correct system increases the comfort of the patient and decreases the points of pressure.
- Panel of adjustments with protective cover avoiding bad handling.
- Simple and direct adjustments of flexion, extension and speed limits.
- Start/Stop and reverse always accessible.
- Load reverse ensures patient protection when excessive force is exerted on the joint.
- Internally contained medical grade transformer eliminates handling extra components.
- 2-year full warranty.
- Type BF class II electrical device.
- Long-life DC motor and screw-drive mechanism for years of reliable performance.
- ROM: Knee:  $-5^{\circ}$  to  $115^{\circ}$ , Hip:  $75^{\circ}$  to  $10^{\circ}$ .
- Foot positioning: Plantar flexion:  $40^{\circ}$ , Dorsal flexion :  $30^{\circ}$ .
- Speed:  $40^{\circ}$  to  $145^{\circ}$  per minute.
- Weight: 11 kg.
- Size of the device: Length 95cm, width 33cm, Height 33cm.
- Patient sizing:
 

Full patient:	145 to 195 cm
Full leg:	71 to 99 cm
Tibia:	38 to 53 cm
Femur:	33 to 46 cm
User weight:	135 kg

### Ordering information

- |   |            |
|---|------------|
| Kinetec Prima Advance™ • Deluxe hygienic pads | 4621008002 |
| Kinetec Prima Advance™ • Comfort supports     | 4621008042 |

### Accessories

- |                                     |            |
|-------------------------------------|------------|
| 1-Year warranty Extension           | 46EXTGAR1G |
| 3-Year warranty extension           | 46EXTGAR3G |
| Trolley for all Knee CPMs           | 4655001053 |
| Cart for bed use - standard version | 4665003297 |
| Transport box                       | 4640001927 |
| Transport bag                       | 4640001844 |
| Paediatric foot plate               | 4670023777 |



Trolley for all Knee CPMs




Cart for bed use



Transport box



Transport bag



Paediatric foot plate

## KINETEC PERFORMA™

The CPM that excels in comfort and anatomical movement.

- Perfect anatomical motion
- Enhanced comfort with right/left leg adjustment
- Suitable for all patient sizes from 1.12m to 2.06m
- Active resistance movement possible
- Greater ROM from -3° to 130°



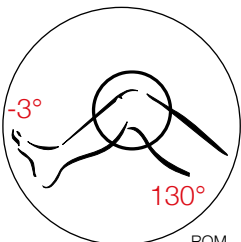
16



Full flexion



Free perineal area



ROM

### Anatomically designed

The movement of the machine and the knee are perfectly aligned.

### A design built for improved movement

The one of a kind design of the KINETEC PERFORMA™ provides a perfect leg alignment resulting in better anatomical movement for the knee joint.

### Optimal comfort

Having no bar in the perineal area provides greater comfort and enables the patient to fit the machine better.

### Patient Sizing

The design of the device makes it suitable for small as well as very tall patients allowing the KINETEC PERFORMA™ to accommodate the largest range of patient sizes in CPM therapy.

### Active resistance

The strong 2-axis structure on the KINETEC PERFORMA™ makes it the first choice for injured sports patients and those requiring an early active resistance therapy.

### KINETEC DATA CAPTURE™ USB technology ready

The KINETEC PERFORMA™ remote control is equipped with the latest USB technology enabling the use of the KINETEC DATA CAPTURE™ software and patient USBs to track patient progress as well as pre-program the entire patient rehabilitation protocol.

### Technical specifications

- Leg support perfectly anatomical.
- Patient lock-out prevents accidental program changes and potential injury.
- Start/Stop and reverse always accessible.
- Load reverse ensures patient protection when excessive force is exerted on the joint.
- Advanced movement with precise adjustment:
  - **Warm Up** The patient reaches gradually the pre-set full ROM.
  - **Modulation** Allows manual setting of the ROM end-point based on patient tolerance. This mode is generally used at the beginning of the session.
  - **ROM By Pass** Used during the session, this mode allows a manual setting based on new patient tolerance, thus offering a real progressive work of the Range of motion.
  - **Force** This security feature allows the patient to reverse the movement following muscular contraction.
  - **Timer** Control of the session time.
  - **Programme** Allows set-up of 16 customised programmes.
  - **Pauses** Pauses at movement limits, for improved results.
- 2-year full warranty.
- Type BF class II electrical device.
- Long-life DC motor and screw-drive mechanism for years of reliable performance.
- ROM: Knee: -3° to 130°, Hip: 80° to 10°.
- Foot positioning: Plantar flexion: 40°, Dorsal flexion : 30°, Abduction/adduction: 30°
- Speed: 50° to 220° per minute.
- Weight: 15 kg.
- Size of the device: Length 109cm, width 33cm, Height 33cm.
- Patient sizing:
 

Full patient:	112 to 206 cm
Full leg:	58 to 110 cm
Tibia :	32 to 60 cm
Femur :	26 to 50 cm
User weight:	135 kg

### Ordering information

Kinetec Performa™ • Deluxe hygienic pads 4621001802  
 Kinetec Performa™ • Comfort supports 4621001842

### Accessories

Data Capture - set of 5 USB keys + software	4670025632
Data Capture - set of 20 USB keys + software	4670025640
1-Year warranty Extension	46EXTGAR1G
3-Year warranty extension	46EXTGAR3G
Trolley for all Knee CPMs	4655001053
Cart for bed use - standard version	4665003297
Adaptation for Kinetec Performa™ (for cart for bed use)	4665003560



Trolley for all Knee CPMs



Cart for bed use



KINETEC DATA CAPTURE™



Kinetec Performa™ • Deluxe hygienic pads



Kinetec Performa™  
Comfort supports without clips

## KINETEC® KNEE CPM PADS & ACCESSORIES

### COMFORT SUPPORTS

Especially designed to provide optimum comfort and hygiene for the patient, the KINETEC® Comfort Supports fit all KINETEC® knee CPMs. The Comfort Supports attach to the knee CPM machine with straps, as shown.

The straps allow the supports to be adjusted to suit a range of leg sizes.

The version with clips is only available on new devices (except the Kinetec Performa™). The clips are fixed directly onto the leg and calf tubes. The straps are equipped with safety stops allowing leg adjustment even when the device is in use.


### Ordering Information

#### Comfort supports compatible with KINETEC® knee CPMs without clips

Complete set for all Knee CPMs (except for Kinetec Performa™ & XL version)	4670023701
Complete set for Kinetec Performa™	4670017655
Complete set for Kinetec Spectra XL™	4670024519
Thigh support with straps (except XL version)	4670023694
Leg support with straps (except XL version)	4670023686
Strap (unit)	4645000841
Thigh bar for plastic support (for Kinetec Performa™)	4670016657
Thigh support with straps (for XL version)	4670024535
Leg support with straps (for XL version)	4670024527
Foot support with straps (all versions)	4670024048
Foot straps kit (all versions)	4635010561

#### Comfort supports compatible with KINETEC® knee CPMs with clips

Complete set for all Knee CPMs (except for Kinetec Performa™ & XL version)	4670024345
Complete set for Kinetec Performa™	4670017655
Complete set for Kinetec Spectra XL™	4670025385
Thigh support with straps (except XL version)	4670024337
Leg support with straps (except XL version)	4670024329
Strap (unit)	4650001876
Thigh support with straps (for XL version)	4670025377
Leg support with straps (for XL version)	4670025369
Foot support with straps (all versions)	4670024048
Foot straps kit (all versions)	4635010561




### DELUXE HYGIENIC PADS

Pads for the knee CPM's are very comfortable and easy to attach with hook and loop fasteners.

The covers can be autoclaved.

### Ordering Information

Complete set for all devices with 3 covers	4650001058
Complete set for all devices with 1 covers	4650001868
2 leg straps for XL version	4650001826
4 leg straps (except XL version)	4650001107
Strap for leg (x1)	4650001123
Complete straps set for devices (4 leg straps, 1 strap for leg, 1 foot pads)	4650001149
Cover for XL version (x1)	4650001834
Cover (x1) (except XL version)	4650001090
Cover (x5) (except XL version)	4650001157
Cover (x20) (except XL version)	4650001165
Foot pad for all devices	4650001420



### DISPOSABLE SINGLE PATIENT USE PADS

Please contact us directly for details of this option.

Disposable single patient use pads



### PAEDIATRIC FOOT PLATE

Paediatric foot plate adaptable on KINETEC SPECTRA™ and KINETEC PRIMA ADVANCE™. This accessory allows mobilising patients of small size, minimum full leg of 53cm (21 Inch) compared with 71cm (28 Inch) out of standard.

#### Ordering Information

Paediatric foot plate 4670023777



### SEAT ADAPTOR

This accessory is adaptable on Kinetec Spectra™ and Kinetec Prima Advance™. It can be used in a treatment centre or at home. It allows patients with minimal mobility to be seated without assistance and more important, to remain seated, which is more motivating for physical therapy.

#### Ordering Information

Seat adaptor 4670024098



### CART

This easy to use cart is designed to transport and store KINETEC® CPM knee units and accessories. Streamlined, durable and resistant to commonly used disinfectants.

#### Ordering Information

Trolley for all Knee CPMs 4655001053  
 Cart for bed use 4665003297  
 Adaptation for Kinetec Performa™ 4665003560  
 (for cart for bed use)



Trolley for all Knee CPMs



Cart for bed use

### TRANSPORT BAG & BOX

Provides secured storage and transportation of the Kinetec Prima Advance™ and the Kinetec Spectra™.

#### Ordering Information

Transport bag 4640001844  
 Transport box 4640001927



Transport bag



Transport box

## KINETEC CENTURA™

The Anatomical Shoulder CPM Machine designed for use in professional environments.

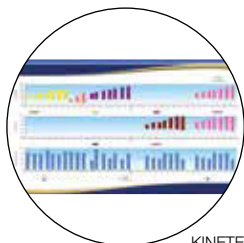
- Complete range of movements available
- Synchronised and anatomical motion
- Modular, build-to-your-need device with up to 3 extra modules available
- KINETEC DATA CAPTURE™ USB technology ready



Synchronised and anatomical motion



Remote control



KINETEC DATA CAPTURE™

### Complete range of movements

The KINETEC CENTURA™ allows 5 anatomical movements covering most of the pathologies of the shoulder:

- Abduction/Adduction
- Abduction/Adduction with synchronised rotation
- Shoulder Rotation
- Shoulder Flexion/Extension
- Horizontal Abduction (optional)

### Easy to switch between left and right arms

Patient set-up is anatomical, comfortable and quick with an intuitive colour-coded system.

### Evolution compliant

The KINETEC CENTURA™ is available in different versions to fit with your daily requirement and use. The device has been designed with additional modules so the user can upgrade the product as required.

### Kinetec Data Capture™ USB technology ready

The KINETEC CENTURA™ remote control features the latest USB technology enabling the use of the KINETEC DATA CAPTURE™ software and patient USBs to track patient progress as well as pre-program the entire patient rehabilitation protocol.



### Technical specifications

- Automatically resets the parameters when the movement is changed. This prevents incompatible range of motion to the patient's condition.
- Load reverse ensures patient safety when excessive force is exerted on the joint.
- Possibility to lock the adjustment of the parameters.
- Precise adjustment of the parameters of the movement:
  - **Modulation** Allows manual setting of the ROM end-point based on patient tolerance. This mode is generally used at the beginning of the session.
  - **ROM By Pass** Used during the session, this mode allows a manual setting based on new patient tolerance, thus offering a real progressive work of the Range of motion.
  - **Force** This security feature allows the patient to reverse the movement following muscular contraction.
  - **Pauses** Pauses at movement limits, for improved outcomes.
- 2-year full warranty.
- Type BF class II electrical device.
- Speed: 50° to 140° per minute.
- Weight: 28 kg.
- Size of the device: Length 56cm, width 100cm, height 76cm (variable).
- Patient sizing: from 1,4 to 2m; user weight: 135kg



### Ordering Information

Kinetec Centura™ - 1 motor	4621003102
Kinetec Centura™ - 2 motors	4621003002

### Accessories

Data Capture - set of 5 USB keys + software	4670025632
Data Capture - set of 20 USB keys + software	4670025640
1-Year warranty Extension	46EXTGAR1E
3-Year warranty Extension	46EXTGAR3E
Horizontal abduction module <sup>(1)</sup>	4670020020
Head rest and shoulder stabilisation device	4670024551
Transport bag	4640001464



Abduction/Adduction  
20° to 160°  
Kinetec Centura™  
2 motors

Abduction/Adduction  
with synchronised rotation  
20° to 160° with -30° to 90°  
Kinetec Centura™  
2 motors



Horizontal Abduction  
-30° to 110°  
Kinetec Centura™  
2 motors with accessory<sup>(1)</sup>

Internal Rotation  
External Rotation  
-60° to 90°  
Kinetec Centura™  
2 motors

Flexion/Extension  
20° to 180°  
Kinetec Centura™  
1 motor



Head rest & shoulder  
stabilisation device



Horizontal abduction<sup>(1)</sup>



KINETEC DATA CAPTURE™



Transport bag

## KINETEC CENTURA LITE™

The solution to CPM therapy provided at home.


- Extremely compact & lightweight
- Essential movements featured
- Evolution compliant
- KINETEC DATA CAPTURE™ USB technology ready



Compact for easy transport



Remote control



KINETEC DATA CAPTURE™

### Compact design

The KINETEC CENTURA LITE™ has been designed to fulfil the requirements for CPM therapy at home. Its exceptional lightweight & compact design makes it the ideal choice for the home environment as well as transportation. Its enhanced, foam-covered chair provides the patient with greater comfort throughout the therapy session.

### Essential movements featured on this modular device

KINETEC CENTURA LITE™ is supplied with the required accessories to perform a professional and safe CPM rehabilitation at home.

The device has been designed with additional modules so the user can upgrade it as required.

### Evolution compliant

The KINETEC CENTURA LITE™ is available in different versions to fit with your daily requirement and use. The device has been designed with additional modules so the user can upgrade the product as required.

### Kinetec Data Capture™ USB technology ready

The KINETEC CENTURA™ remote control features the latest USB technology enabling the use of the KINETEC DATA CAPTURE™ software and patient USBs to track patient progress as well as pre-program the entire patient rehabilitation protocol.



### Technical specifications

- Automatically resets the parameters when the movement is changed. This prevents incompatible range of motion to the patients condition.
- Load reverse ensures patient safety when excessive force is exerted on the joint.
- Possibility to lock the adjustment of the parameters.
- Precise adjustment of the parameters of the movement:
  - **Modulation** Allows manual setting of the ROM end-point based on patient tolerance. This mode is generally used at the beginning of the session.
  - **ROM By Pass** Used during the session, this mode allows a manual setting based on new patient tolerance, thus offering a real progressive work of the Range of motion.
  - **Force** This security feature allows the patient to reverse, the movement following muscular contraction.
  - **Pauses** Pauses at movement limits, for improved outcomes.
- 2-year full warranty.
- Type BF class II electrical device.
- Speed: 50° to 140° per minute.
- Weight: 26 kg.
- Size of the device: Length 56cm, width 100cm, height 76cm (variable).
- Patient sizing: from 1,4 to 2m; user weight: 135kg




### Ordering Information

Kinetec Centura Lite™ - 1 motor	4621033102
Kinetec Centura Lite™ - 2 motors	4621033002

### Accessories

Data Capture - set of 5 USB keys + software	4670025632
Data Capture - set of 20 USB keys + software	4670025640
1-Year warranty Extension	46EXTGAR1E
3-Year warranty Extension	46EXTGAR3E
Horizontal abduction module <sup>(1)</sup>	4670020020
Head rest and shoulder stabilisation device	4670024551
Transport bag	4640002355



Abduction/Adduction  
20° to 160°  
Kinetec Centura Lite™  
2 motors

Abduction/Adduction  
with synchronised rotation  
20° to 160° with -30° to 90°  
Kinetec Centura Lite™  
2 motors



Horizontal Abduction  
-30° to 110°  
Kinetec Centura Lite™  
2 motors with accessory<sup>(1)</sup>

Internal Rotation  
External Rotation  
-60° to 90°  
Kinetec Centura Lite™  
2 motors

Flexion/Extension  
20° to 180°  
Kinetec Centura Lite™  
1 motor



Head rest & shoulder  
stabilisation device



Horizontal abduction<sup>(1)</sup>



KINETEC DATA CAPTURE™



Transport bag

## KINETEC CENTURA B&W™

The shoulder CPM made for immediate post-operative therapy.

- For use in bed or in a sitting position
- Quick & easy set up
- Unique flexion-extension movement
- Height adjustable structure
- Range of motion:  
Flexion / Extension arms extended from 0° to 110°  
Flexion / Extension arm flexed from 30° to 110°



24



Can be coupled to any currently available wheelchair

### The sooner the joint is moved the better

The KINETEC CENTURA B&W™ has been specifically designed to fulfil the requirements from professionals looking to mobilise the shoulder joint as early as possible following surgery.

The unique chair-free design of the device enables a comfortable therapy whilst the patient is lying in bed.

### Main movement featured

The KINETEC CENTURA B&W™ is supplied with the required accessories to perform a professional and safe CPM rehabilitation therapy.

### Digital remote control

The digital remote control technology from KINETEC® has been featured in the device to provide a visual feedback to the patient as well as movement accuracy during therapy.

### Ordering Information

Kinetec Centura B&W™	4621003602
<b>Accessories</b>	
1-Year warranty Extension	46EXTGAR1G
3-Year warranty Extension	46EXTGAR3G

### KINETEC® SHOULDER CPM ACCESSORIES

#### KINETEC CEM™

This accessory provides an anatomical extension/flexion of the elbow with adjustable pronation/supination.

- Extension/flexion from -10° to 135°
- Intuitive remote control with unique features

Great variety of positionings

The KINETEC CEM™ elbow CPM provides the professionals with an extensive variety of shoulder positioning, enabling elbow movements in many different axis to suit the rehabilitation protocol and patient condition.

#### Ordering Information

Kinetec CEM™ elbow module with chair	4621003802
Kinetec CEM™ elbow module	4621007002

#### Horizontal abduction module

This accessory will enable a 5th movement from -30° of horizontal abduction to 110° of horizontal adduction.

It is particularly used to warm the shoulder joint in certain pathologies.

#### Ordering Information

Complete kit for horizontal abduction	4670020020
---------------------------------------	------------

#### Head rest & shoulder stabilisation device

This accessory improves comfort during long rehabilitation sessions, maintains the correct positioning of the shoulder in the scapulohumeral joint axis and prevents the shoulder from rising when the arm is elevated above 90° in abduction.

#### Ordering Information

Head rest and shoulder stabilisation device	4670024551
---	------------

#### Transport bag

This item is particularly handy when the device is regularly carried around and used in different places.

#### Ordering Information

Transport bag for Kinetec Centura™	4640001464
Transport bag for Kinetec Centura Lite™	4640002355

#### Exchange straps

#### Ordering Information

Set of 7 straps	4650001397
5 straps for arm + 2 straps for forearm	
Strap for arm (x1)	4650001389
Strap for forearm (x1)	4650001371



Elbow Flexion/Extension  
-10° to 135°  
Kinetec CEM™ with chair



Kinetec CEM™  
elbow module



Horizontal abduction  
-30° to 110°  
Kinetec Centura™  
2 motors with the accessory



ABD/ADD Horizontal<sup>(1)</sup>




Appui tête et maintien  
d'épaule



Transport bag for Kinetec  
Centura Lite™



Transport bag for Kinetec  
Centura™



Exchange straps

### KINETEC 6080™

The original KINETEC® design dedicated to the elbow joint.

- Synchronised and anatomical movements
- Extension/flexion combined with pronation/supination
- Easy to use in bed or in a sitting position
- Patient friendly remote control & adjustments



Full flexion: 135°



Full extension: -10°



One-button remote control

#### A design built for immediate post-operative treatment

Post-operative treatment using this device provides an effective deterrent to stiffness and loss of range of motion.

Its 135° ROM enables countless applications, and variable speed control allows progressive changes in the therapy.

#### Synchronised movements for a more anatomically correct therapy

This unit can provide extension/flexion with synchronised pronation-supination.

As extension-flexion movement begins, the hand starts its rotation from full pronation to full supination.

#### Safety first

Lockable ROM settings prevent misuse and enhance patient safety.

The KINETEC 6080™ rolls on locking wheels and is usable in bed or a chair

#### Technical specifications

- Start/Stop and reverse always available for the patient.
- Load reverse ensures patient protection when excessive force is exerted on the joint.
- 2-year full warranty.
- Type B Class I electrical device.
- Speed: 35° to 135° per minute.
- Weight : 21 kg.
- Size of the device: Length 72 cm, width 65cm, height 130cm.
- Patient sizing: from 1,40m to 1,90m

#### Ordering Information

Kinetec 6080™	4621000802
Exchange pads (included on the device)	4650000646
Exchange glove (included on the device)	4650000654

## KINETEC MAESTRA™

The hand & wrist CPM with the most extensive exercises available on the market.

- Up to 9 anatomical movements mobilising 14 joints
- A fantastic complement to wrist, fingers and thumb rehabilitation
- Intuitive remote control with individual keys for each movement
- Featuring an educational DVD guiding the user through patient set up and therapy



Ulnar deviation



Thumb Opposition



Wrist extension/flexion

### Anatomical and precise motion

The KINETEC MAESTRA™ is a complete solution for wrist, fingers and thumb passive rehabilitation. It is the most extensive CPM device on the market and fulfils most of the requirements in hand & wrist passive therapy.

### Digital remote control

The digital remote control technology from KINETEC<sup>®</sup> has been featured in the device to provide a visual feedback to the patient as well as movement accuracy during therapy. The top panel is dedicated to each movement available with the unit.

### Interactive guide

The device is also delivered with an educational DVD guiding the user through the patient set up and therapy. This useful tool also provides tips and advice from health professionals on the pathologies and protocols to be covered by the device.

### Technical specifications

- Possibility to block the adjustment of the parameters.
- Start/Stop and reverse are always available to the patient.
- Precise adjustment of the parameters of the movement:  
ROM, speed, pauses at the limit of extension or flexion, for improved outcomes.
- Internally contained medical grade transformer eliminates handling extra components.
- 2-year full warranty.
- Type BF class II electrical device.
- Speed: 150° to 440° per minute.
- Weight: 8 kg without the case.
- Size of the device: Length 35cm, width 41cm, height 30cm.
- Patient size: All hand sizes from 7 years.

### Ordering Information

Kinetec Maestra™


4621005002



## KINETEC BREVA™

The Kinetec Brev<sup>TM</sup> provides anatomically correct movements for the ankle and rear foot. It can be used in bed or while sitting in a chair.

- Movements possible:  
Plantar Flexion 40° to Dorsiflexion 30°  
Eversion 25° to Inversion 25°
- Intuitive remote control with unique features



Inversion 25°



Eversion 25°



### Anatomical and precise motion

The KINETEC BREVA™ enables ankle and rear foot motion in 2 dimensions from the most common plantar/dorsi flexion (-40° to 30°) to the more advanced eversion/inversion movement. (-25° to 25°).

### Patient feedback and unique features

The digital remote control provides a precise yet clear feedback to the patient as well as it helps the therapy with unique functions such as warm-up or by-pass.

### Safety First

The remote control features a keyboard locking system preventing misuse and enhancing patient safety.

### Technical specifications

- Remote control dedicated storage place when the machine is not used or during transport.
- Start/Stop and reverse always available for the patient.
- Possibility to block the adjustment of the parameters.
- Precise adjustment of the parameters of the movement:  
ROM, speed, pauses at the limit of extension or flexion, for improved outcomes.
- Load reverse ensures patient protection when excessive force is exerted on the joint.
- Supplied with washable hygienic pads.
- 2-year full warranty.
- Type BF class II electrical device.
- Speed: 50° to 150° per minute.
- Weight: 11 kg.
- Size of the device: Length 56 cm, width 37cm, height 45cm.
- Foot sizing: from 19 cm(7 Inch) to 29 cm (11 Inch)

### Ordering Information

Kinetec Brev<sup>TM</sup>

4621006502

### Accessories

1-Year warranty Extension

46EXTGAR1G

3-Year warranty Extension

46EXTGAR3G

## KINETEC PEDALA™

Active Trainer. The ideal complement to ensure full knee recovery. This product fits perfectly within the rehabilitation protocol enabling:

- Muscular reinforcement
- Isometric, isotonic and physiological work
- Exceptional patient compliance and autonomy



Stopping bar for more stability and protection



Digital counter



Adjustable resistance from 2,5 to 15kg

### The best approach to muscular training.

The KINETEC PEDALA™ supports full recovery after all knee, hip and ankle orthopaedic pathologies. The main advantages are:

#### Muscular reinforcement

Used from the complete scar healing of the soft tissues, the KINETEC PEDALA™ allows the patient to experience a progressive resistance around the joint requiring physical rehabilitation.

#### Isometric, isotonic and physiological work

The synchronized movement of the lower limbs enables the training of protagonist and antagonist muscle chains.

#### Exceptional Patient Compliance

The patient controls the movement, the speed, and the range of motion. They actively participates in their own rehabilitation.

#### Proprioception

The active movement repetition (the neuro-muscular activity) promotes proprioception.

#### Technical specifications

- Weight : 12,3kg.
- Broad weight bearing surface for improved stability.
- Patient sizing: from 1.5m to 1.95m.
- Range of motion: from 0 to 100°.
- Dimensions: length 89cm, width 36cm, height 38cm.

#### Ordering Information

Kinetec Pedala™

4621007502

#### Accessories

Pedala seat adaptor

4670024064



Kinetec Pedala™ showed with the Seat Adaptor (in option).

## KINETEC KINEVIA DUO™

The intelligent exercise therapy system.

- Active, passive and assisted therapy modes
- A 7-inch touch screen display guiding the therapy
- Quick & ergonomic, tool-free adjustments
- 5-year warranty



30



7-inch touch screen



Quick & ergonomic adjustment for legs & arms



Easy & tool-free pedal adjustment

### A whole body trainer

The KINETEC KINEVIA DUO™ features a leg + arm trainer system making it a complete rehabilitation device for the whole body. The ingenious rotating system for the arm exerciser will provide excellent comfort to the user during both arm and leg treatment.

### Training modes for each patient condition

The various training modes available makes it the ideal companion for neurological and orthopaedic rehabilitation. The pre-programmed trainings feature basic modes (active, passive, assisted, symmetry), as well as a selection of common pathologies (Parkinson's disease, multiple sclerosis, cardio etc...).

### Pre-set programs to guide therapy

The 7-inch touch screen offers a user-friendly interface guiding the patient through the therapy and providing an instant feedback on objectives and results. Combined with the KINETEC KINEVIA COCKPIT™ software, the device will track patient progress helping the patient management during rehabilitation.

### Aesthetic design & high quality materials

The KINETEC KINEVIA DUO™ offers clean lines, functional design and durable materials to provide the user with the best and safest experience. The 5-year standard warranty supports the quality and reliability of the device.

### Five years warranty

Because we know what we provide. The expanded warranty of five years applies to all mechanical parts.

**Ordering Information**  
Kinetec Kinevia Duo™

4665009451





## KINETEC KINEVIA™

The exercise therapy system dedicated to lower extremities.

- Tool-free adjustments for pedal radius and width
- Evolution compliant
- 5-year warranty

### Easy adjustments


The KINETEC KINEVIA™ has been designed to minimize efforts during set up and avoids the use of tools. The exclusive pedal width & radius adjustment will accommodate all types of patients and will maximise their comfort whilst using the equipment.

### Safety first

Because patient safety is key, the KINETEC KINEVIA™ will provide through its user friendly interface different levels of activity according to the patient condition as well as a unique & adjustable spasm control feature.

### Five years warranty

Because we know what we provide. The expanded warranty of five years applies to all mechanical parts.



### Ordering Information

Kinetec Kinevia™

4665009443

### Accessories



Calf support (pair)  
4665009477



Self-Serviceable foot fixation (pair)  
4665010870



Children footshell (pair)  
4665040001



Anti-fall brackets (pair)  
4665009500



Handfix (unit)  
Size 2 (Men) 4665009956  
Size 1 (Women) 4665009964  
Size 0 (Children) 4665009972



Kinetec Kinevia Cockpit™  
4665040002



Lower arm support (pair)  
4665010119



Ergonomic handle bars (pair)  
4665010515



Heart rate kit  
4665009469

## KINETEC<sup>®</sup> TENS

The KINETEC<sup>®</sup> TENS is an advanced and modern digital dual channel TENS unit featuring 11 built in and 3 custom programmes.

Three different treatment modes provide maximum flexibility for pain relief. The KINETEC<sup>®</sup> TENS helps with a wide range of pain and has an 80% efficacy rate. If you suffer from any type of pain, the KINETEC<sup>®</sup> TENS may be able to help.

### Technical specifications

- 11 built in programmes
- 3 customisable programmes
- Constant Current. Waveform: asymmetrical, rectangular, bi-phasic with zero DC current
- Amplitude: 0 - 80 mA
- Range: Rate: 2 Hz - 200 Hz
- Pulse Width: 50µS to 300µS
- Lock mode function for recording time in use and locking the unit parameters.

### Delivered with:

- KINETEC<sup>®</sup> Electrodes - 50x50mm Square (x4)
- Lead Wire (x2)
- 9V alkaline battery (x1)
- Transport box (x1)

### Ordering Information

KINETEC <sup>®</sup> TENS	4665005110
Exchange lead wire	4665004609



## Electrodes KINETEC<sup>®</sup>

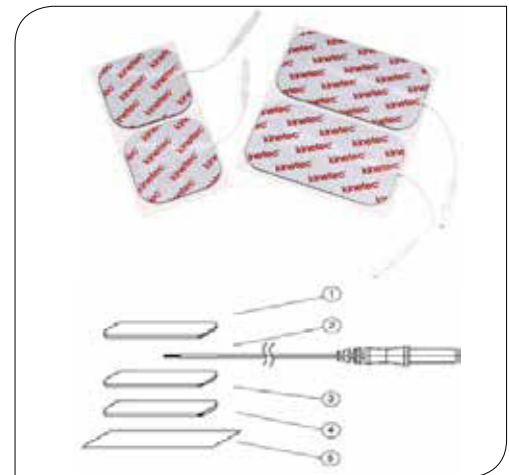
Fast application with easy handling and removal. Strong tacky adhesive, low impedance and high conductivity, self-adhering and reusable. Two shape options, latex free, wire pins from 2 to 2.15mm.

### Technical specifications

- 1 Pad: It is made of Cloth form. It can be bent due to flexibility of materials.
- 2 Lead-wire: It is a carbon lead wire. The connector is connected to transcutaneous electrical nerve stimulators.
- 3 Carbon Film: It delivers electrical signals to a Lead-Wire.
- 4 Hydro gel: It is applied to the surface of the skin. It delivers signal from skin to Carbon Film.
- 5 Liner: It is made of PET film. One side which electrode is contacted is coated with silicone. It makes electrode detach easily.

### Ordering Information

Kinetec <sup>®</sup> Electrodes, 50x50mm (x4)	4665005714
Kinetec <sup>®</sup> Electrodes, 50x90mm (x4)	4665005722



## KINETEC® SPORTS

The KINETEC® Sports is an advanced and modern digital dual channel STIM unit featuring 15 built in sports and muscle rehabilitation programmes and 3 custom programmes. The KINETEC® Sports unit will help with a wide variety of muscle related problems and is widely used by therapists around the world. If you suffer from any type of muscle related problem, the KINETEC® Sports may be able to help.

### Technical specifications

- 15 built in programmes
- 3 customisable programmes
- Constant Current. Waveform: asymmetrical, rectangular bi-phasic with zero DC current.
- Amplitude: 0-90 Ma
- Rate: 2 Hz - 100 Hz
- Pulse Width: 50  $\mu$ S to 450 $\mu$ S
- Ramp up time 0.3 - 9.9 seconds.
- Work / Rest periods from 2 - 99 seconds
- Alternating and synchronous between channel A and B.

### Delivered with:

KINETEC® Electrodes - 50x50mm Square (x4), lead Wire (x2), 9V alkaline battery (x1), transport box (x1)

### Ordering Information

KINETEC® SPORTS	4665004039
Exchange lead wire	4665004609



## KINETEC® CONTINENCE

The KINETEC® Contenance is an advanced and modern digital dual channel STIM unit featuring 9 built in continence programmes and 3 custom programmes. The KINETEC® Contenance unit will help with a wide variety of continence problems and is widely used by therapists around the world. If you suffer from any type of continence problem, the KINETEC® Contenance may be able to help.

### Technical specifications

- 9 built in programmes
- 3 Customisable programmes
- Constant currents. Waveform: Asymmetrical, rectangular bi-phasic with zero DC current.
- Amplitude: 0-90 Ma. Rate: 2 Hz - 100 Hz
- Pulse Width: 50  $\mu$ S to 450 $\mu$ S
- Ramp up time 0.3 - 9.9 seconds.
- Work / Rest periods from 2 - 99 seconds
- Alternating and Synchronous between channel A and B
- Lock mode function for recording time in use and locking the unit parameters.

### Delivered with:

Lead Wire (x2), 9V alkaline battery (x1), transport box (x1)

### Ordering Information

KINETEC® CONTINENCE	4665004013
Exchange lead wire	4665004609



## KINETEC® Traction / Suspension

KINETEC® provides a range of solutions for Traction and Suspension in orthopaedic, rheumatology, neurology, emergency and paediatric departments.

### What is Traction?

It is a force applied to one part or to one end of the body opposing the force provided by the patient's own body weight.

### What is Suspension?

Suspension helps to maintain the axis of the traction and to improve comfort.

### What are the therapeutic objectives?

- To prevent or reduce muscle spasms.
- To immobilize a joint or one part of the body.
- To reduce a fracture or dislocation.
- To treat articular pathology.

### How can these objectives be achieved?

- Alignment of the distal or proximal fragment member.
- Maintenance of the limb position with a constant force.
- Controls the movement of the limb.
- Allows the provision of nursing care.

Many traction and suspension frame configurations are possible, It is important that the medical staff understand the patient's condition to determine the required equipment. The medical staff also need to know the make and model of bed, the pathology of the condition and the required duration of the treatment.

Traction or suspension is achieved by an assembly of bars, pulleys, cords and weights. The most important element of the traction is the position of the first pulley (usually closest to the limb being treated) as this dictates the articular axis and/or the correct position of the suspension.



### USEFUL INFORMATION

Ask for our complete traction catalogue and further information

The KINETEC® TRACTION System is composed of:

- OCTAGONAL TUBES of ANODISED ALUMINIUM of 34mm, high-strength, of glossed and luxurious presentation.
- NOTCHED HOLDING CLAMPS offering SIXTEEN POSITIONS around the tube axis and assuring against dislocation.
- a FIXING INTERFACE allowing anchoring, at the head, foot or across of the bed.
- CARRY-PULLEYS ensure free movement in all axes, thus suppressing force from friction or derailment of the traction cord.
- TRACTION ACCESSORIES allow a precise positioning of the immobilised limbs.

Designed from a material which combines resistance and lightness, the KINETEC® TRACTION System is easy to use for all medical staff. This traction device conforms to the essential requirements of the directive 93/42/CEE relating to medical devices of class I.

### Examples of set up



Traction/suspension of adult inferior limb



Pelvic suspension



Cervical traction



Traction/suspension of adult superior limb



## COLD COMPRESSION THERAPY

REDUCE PAIN & SWELLING  
WITH THE LATEST COLD COMPRESSION TECHNOLOGY

The dr. aktive® cold compression supports are recommended for post-op use and have proven effectiveness in the treatment of rotator cuff injuries, SLAP repairs, bursitis, tendonitis, sprains, strains and swelling.

Our cold therapy support is the ideal way to 'ice' the joint whether it be post exercise, injury or as part of a rehabilitation programme. Cold compression therapy will help minimise pain, reduce swelling and maximise rehab potential.

Innovative support which uses cold compression therapy to minimise pain and discomfort and reduce swelling.

Features detachable gel lining which can be placed in the fridge or freezer. Supplied with an inflation pump with a handy two-way cut-off valve.

Secure Velcro® fastenings for comfortable and adjustable compression and support. Breathable neoprene fabric. Fully washable.

Suitable for use to treat sprains and strains, swelling, muscle fatigue, sports and other injuries. Ideal for rehabilitation.

Universal system: All of the supports are suitable for both the left and right.

Options available: knee, wrist, shoulder, and ankle/elbow. Spare gel packs are also available.



36

## HOT + COLD THERAPY

The dr. aktive® of hot & cold consumable range helps to relieve pain and reduce swelling through a wide variety of carefully selected items providing hot and cold therapy. Use for minor injuries, joint pain, muscle aches and pain.

- Instant Cold pack, for single use, available on box of 2 or 24
- Instant Hot pack, for single use, available on box of 2 or 24
- Hot/cold adjustable gel pack



### USEFUL INFORMATION

Ask for our complete dr. aktive®  
catalogue and further information



## CUSTOMISABLE INSOLES

The OrthoSole® range of orthotic insoles improve weight distribution and alignment through their patented customisable arch and metatarsal design. These high quality, innovative insoles provide a perfect solution for clinicians looking for an effective 'Fit and Go' solution. The unique Poron® Urethane cushioning and fabric top-cover, provide a hard-wearing, comfortable insole whilst the low-profile allows them to easily slip into most shoes.

### Patented system of removable support pads

Provides differing support combinations to match your foot, body and activity.

This is the only insole with detachable and customisable arch and metatarsal supports.

### 'Fit and Go' Solution

Multi-adjustments provide a bespoke insole offering in an off-the-shelf product, reducing patient waiting times and follow-up clinic visits.

### Unique 'one stop shop' product

They come in a full range of sizes that do not require trimming.

### Easy to fit

For the clinician and the patient.

### High quality construction

Extremely well made, high quality product using market-leading materials such as Poron® Urethane.

### Extremely comfortable

Due to the combination of innovative, multi-adjustment supports, Poron® cushioning layer and low profile, these insoles are exceedingly comfortable.

## HIGH HEEL PADS

These 'High Heel Pads' have been designed to fit inside your high heel shoes, using the innovative, patented OrthoSole® technology. You can choose your preferred combination of metatarsal support pads to give a customisable experience.

By having a choice of forefoot pads, you can make your high heel shoes more comfortable to wear, for longer periods.

The fabric upper is abrasion-resistant and anti-bacterial.

## SANDALS

The OrthoSole® range of sandals provide a custom fitting system, optimising support and cushioning for your feet.

This can help in the reduction of pain in your arch, heel, ankle and knee.

Patented system of removable support pads. Provides differing support combinations to match your type of foot.

These are the only sandals with detachable and customisable arch and metatarsal supports.

## HEEL LIFTS

These EVA heel lifts can be used for leg length inequality or achilles tendonitis. Available in a wide range of widths and thicknesses, they offer a great quality solution for your orthotic needs. They can be used directly in the shoe or under an existing orthotic.

OrthoSole®



## Thermoplastic Splinting Material Range

TAILOR-MADE THERAPY AT YOUR FINGERTIPS

Low temperature thermoplastic material used to fabricate splints, orthoses and rehabilitation aids.

### USEFUL INFORMATION

Ask for our complete Manosplint® catalogue and further information



Superior conformability creates an intimate fitting orthosis.



Great overall performance! Conforming and sculpted finish provides great support and function.



Create contoured, detailed orthoses. Translucency when heated allows for visibility of target areas.



Same performance as the Manosplint® Ohio but without non-stick coating. Bonds to itself very easily.



Efficient and time saving – hook receptive so adding strapping is quick and easy!



Provides strong support and stays in place during application!

## Manosplint® Unique Patient Printing

Innovative and exclusive – the choice is endless and we can print to order. We offer you a unique opportunity for images printed directly onto our Manosplint® thermoplastic material!

Create your own designs such as: your clinic logo, motivational word art, your favourite pet, animal prints, flowers, patterns, landscape.

The options are great and the results are fantastic!



## Manosplint® Heat pans

The Manosplint® Heat Pans are constructed using high quality stainless steel with options of both removable (lift off) and hinged lids. Each pan is thermostatically controlled with an illuminated switch that indicates when the water has reached temperature. 5, 9, 28 and 56 litres options available.




## Manosplint® Dry Heat Oven

The Manosplint® Dry Heat Oven is a new and innovative device built using high quality stainless steel and aluminium material providing a high level of heat isolation and temperature stability. The innovative heating surface is 510mm x 360mm and is ready to use within one minute. The oven does not require any additional consumable material and is supplied with a two-year warranty. The device is controlled via a simple digital panel indicating the set up temperature and the actual one inside the oven. It can easily be adjusted from 50°C to 90°C.



## Manosplint® Accessories

We offer a complete range of accessories to compliment and help you complete the fabrication process. Quality tools that perform well. Strapping, stockinette and padding that provide function, support and comfort.



## KINETEC® Warranty Extension

The Kinetec® CPM machines have a standard warranty period of 2 years.



As one of our main objectives is to improve the service level to our customers, Kinetec has created an optional warranty extension contract of up to 1 or 3 extra years on any brand new CPM which takes the warranty period up to 3 or 5 years. Please contact us or your local distributor for more information and details to apply this warranty extension.

### Warranty extension conditions

The Kinetec® warranty extension is strictly limited to the replacement free of charge or repair in the plant of the component or components found to be defective.

The Kinetec® warranty extension will extend the original warranty period for either 1 or 3 years from the date of delivery to the buyer.

The Kinetec® warranty extension contract needs to be ordered from Kinetec at the same time as the equipment order.

No Kinetec® warranty extension contract will be agreed after the delivery of the equipment to the buyer (distributor or consumer).

Kinetec is the only organization able to assess the application of the warranty to its equipment.

The warranty will be considered null and void if the device has been used abnormally or under conditions of use other than those indicated in the user's manual.

The warranty will also be considered null and void in the event of deterioration or an accident due to negligence, inappropriate surveillance or inappropriate maintenance, or due to transformation of the equipment or an attempt to repair the equipment.

### The KINETEC® warranty extension includes:

- The replacement free of charge of the component or components found to be defective.
- The replacement components warranty for the period starting at replacement time to the end of the warranty contract.
- The repair time for the components replacement.
- The loan of similar equipment if the repair period at Kinetec of the defective equipment is longer than 15 days.
- The return transport (from Kinetec to the customer). (The customer pays for the delivery to the factory for repair).

### The KINETEC® warranty extension does not include:

- The components and repair time in the event of deterioration or an accident due to negligence, inappropriate surveillance or inappropriate maintenance, or due to transformation of the equipment or an attempt to repair the equipment.
- The maintenance of non failure equipment: periodic maintenance or periodic verification.
- Costs of delivery from the customer to Kinetec. (Kinetec bears the return transport costs).



## KINETEC® Rental

CPM treatment made possible for everybody.

Due to the increased demand in all areas of the world for rental machines, we have made available a direct rental offer for all Kinetec® CPMs. Your needs and requests for this service will vary depending upon your own business requirements. We are able to support you with short or longer term rentals. We can supply full service packages, including cleaning/maintenance and preparation before the rental.

**Please get in touch with your customer care contact, to discuss your requirements.**



## KINETEC® Services

The Kinetec® brand, which has been in existence for more than 40 years, has always represented quality, innovation and service. We introduced our after sales service department in recent years and have seen this grow significantly as an added value service for all our customers.

The **After Sales Service** department goals are:

- Train and develop your technical and sales staff
- Support you with field visits
- Design and develop training plans and programs
- Help develop your own technical support team
- Act as advisors and trainers for service technicians and repair staff
- Support you during Kinetec® Road Shows, providing product and technical help and guidance
- Manage and support your demand for spare parts
- Supply advice and guidance on the maintenance and support for all machines manufactured over the last 40 years
- Offer a back-up repair centre
- Manage extended warranties and service contracts
- Help design and set up for rental operations

In addition to the market and product support functions detailed above, our After Sales Service function extends to the managed recycling of old CPM products via our Trade In facility.

We feel this is an important additional service, provided to you in compliance with Directive 2002/96/CE - DEEE – (Electrical equipment scrap and electronic).



The After Sales Service facility can be contacted on the normal telephone lines or via your customer care contact.

**kinetec**<sup>®</sup>

---

Continuous Passive Motion  
Active Motion Therapy  
Orthopaedic Traction Frames  
Electrotherapy

**dr. aktive**<sup>®</sup>  
LIVE LIFE

---

Cold Compression Therapy  
Hot + Cold Therapy  
Customisable Insoles  
Therapeutic Footwear  
Orthopaedic Supports

 **manosPLINT**<sup>®</sup>

---

Thermoplastic Splinting

**Kinetec SAS**

Zone Industrielle de Tournes  
Rue Maurice Périn  
F-08090 Tournes  
France

Tel: +33 324 29 85 05  
Fax: +33 324 33 51 05  
contact@kinetec.fr  
www.kinetec.fr

**Kinetec USA**

W225N16708 Cedar Park Court  
Jackson, WI 53037  
USA

Tel: +262-677-1248  
Fax: +262-677-1314  
contact@kinetecusa.com  
www.kinetecusa.com

**Kinetec Medical Products UK Ltd**

Unit E, Manaway Industrial Estate  
13 Holder Road, Aldershot  
Hampshire GU12 4RH  
United Kingdom

Tel: +44 (0)1252 931980  
Fax: +44 (0)1252 329415  
enquiries@kinetecuk.com  
www.kinetecuk.com

[www.kinetecinternational.com](http://www.kinetecinternational.com)